


Model SCR - Adjustable



MODEL SCR Adjustable Speed & Force

FEATURES:

- 0-4000 RPM • ADJUSTABLE FORCE
- TOTALLY ENCLOSED, SILENT
- HEAVY, CONTINUOUS DUTY
- 115-VOLT PLUG-IN
- EASY SPEED DIAL CONTROL

Another first by VIBCO – A **noiseless**, heavy duty electric vibrator that can be force and speed **adjusted** while running. Unlike old-fashioned, noisy electro-magnetic vibrators, this newly developed silent motor vibrator can meet even the most stringent anti-noise pollution requirement.

Model SCR consists of a rugged, permanent magnet DC motor, and SCR control, which is composed of a solid state, full wave rectifier and

standard 115-volt AC current. No special wiring or circuitry is needed. Accurate and reliable performances throughout the full speed range. Totally enclosed, non-vented housing makes the SCR ideal for use inside or outside in dusty or wet locations. Easy to adjust eccentric settings give additional adjustability. SCR is continuous duty rated even at maximum eccentric setting.

WHERE TO USE:

BINS, CHUTES: Controlled feed. Dial control vibration gives positive flow rate from trickle to torrent, even with hard to move materials or different bin contents.

PACKAGING: Select and settle. Select ideal shake for optimum densification and settling.


SCREENING: Fast, non-blinding. For sifting, scalping and sorting, controlled vibration gives fastest and most complete results.

TEST TABLES: Verify part integrity, simulate handling and over the road transport. Low cost, full range control gives multitude of speeds, "G" values and amplitudes necessary to meet most specs.


TECHNICAL DATA

Model	Force (Impact) lbs./N Adjustable		Amp.	***Volt	Ph.	Vibrations per Minute		Wt.		dB*
	lbs.	N				Cont. Duty	Int. Duty	lbs.	kg.	
SCR-50	50	223	2.5	115/230	1	950-2500	2500-4000	8	3.6	71
SCR-60‡	60	267	2.5	115/230	1	950-2500	2500-4000	5 and 8**	2.3/3.6	68
SCR-100	100	445	1.3	115/230	1	950-2500	2500-4000	11	5.0	68
SCR-200	200	890	2.6	115/230	1	950-2500	2500-4000	12	5.4	70
SCR-300	300	1335	1.7	115/230	1	950-2500	2500-4000	16	7.3	70
SCR-350	350	1558	3.0	115/230	1	950-2500	2500-4000	20	9.1	71
SCRW-400‡	400	1780	1.7	115/230	1	950-2500	2500-4000	12	5.5	70
SCR-400	400	1780	2.0	115/230	1	950-2500	2500-4000	16	7.3	70
SCR-500	500	2225	3.5	115/230	1	950-2500	2500-4000	43	19.5	70
SCR-1000	1000	4449	6.5	115/230	1	950-2500	2500-4000	58	26.0	72

*Decibel at 3' (1 meter on A-Scale) N = Centrifugal force in Newton ***50 or 60Hz ‡Watertight
Note: Dimensions and data subject to change without notice.



SCR-100 on Filling Station



SCR-200 keeps material flowing evenly to belt conveyor

Speed & Force Electric Vibrators

SCRW-400



SCR-400



SCR-500



- Control standard on all units



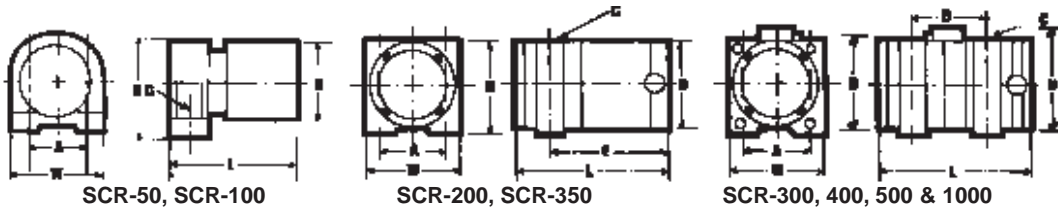
SCR-1000



DIMENSIONS

Model	L		W		H		A		B		C*		D		E	
	inch	mm	inch	mm	inch	mm	inch	mm	inch	mm	inch	mm	inch	mm	inch	mm
SCR-50	5 ⁷ / ₈	149	5	127	3 ⁵ / ₈	64	4	102	—	—	3 ³ / ₈	10	3	76	3 ⁵ / ₁₆	100
SCR-60	6 ³ / ₈	162	4 ¹ / ₂	114	3 ¹ / ₄	83	3 ⁵ / ₈	64	1 ⁵ / ₁₆	33	5 ⁵ / ₁₆	8	3	76	—	—
SCR-100	6 ³ / ₄	187	6	152	4 ¹ / ₄	108	5	127	—	—	3 ³ / ₈	10	4	102	—	165
SCR-200	8 ³ / ₁₆	208	4 ⁷ / ₈	124	4 ¹ / ₈	105	3 ¹ / ₂	89	—	—	1 ¹ / ₂	12	4	102	6 ¹ / ₂	165
SCR-300	8 ¹ / ₂	216	4 ¹ / ₈	105	5	127	3	76	5 ³ / ₄	145	5 ⁵ / ₁₆	8	3 ³ / ₁₆	90	6 ¹ / ₂	—
SCR-350	8 ¹ / ₄	210	5 ⁵ / ₈	143	5 ¹ / ₄	133	4 ¹ / ₂	114	—	—	1 ¹ / ₂	12	5 ¹ / ₁₆	128	—	165
SCRW-400	9	229	6 ¹ / ₄	159	5 ⁵ / ₈	137	5 ¹ / ₄	133	4 ¹ / ₄	114	7 ¹ / ₁₆	14	—	—	—	—
SCR-400	9	229	4 ¹ / ₈	105	5	127	3	76	5 ³ / ₄	145	5 ⁵ / ₁₆	8	3 ³ / ₁₆	90	6 ¹ / ₂	—
SCR-500	13 ³ / ₁₆	335	5 ³ / ₄	146	6 ¹ / ₂	165	4 ¹ / ₂	114	8 ¹⁵ / ₁₆	227	1 ¹ / ₂	12	5 ¹ / ₁₆	128	—	—
SCR-1000	14 ¹ / ₄	362	6 ¹ / ₂	165	7 ¹ / ₂	190	5	127	9 ³ / ₈	238	5 ⁵ / ₈	16	6	140	—	—

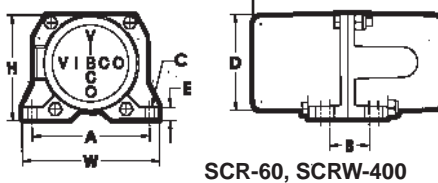
*Bolt size to be used Note: Dimensions and data subject to change without notice.




Ask for Cat. #0104
Electric Vibrators
Adjustable Speed & Force



SCR-300 on Box Dumper to prevent hang-ups.



SCR-60, SCRW-400



SCR-300 on PC-Board Frame