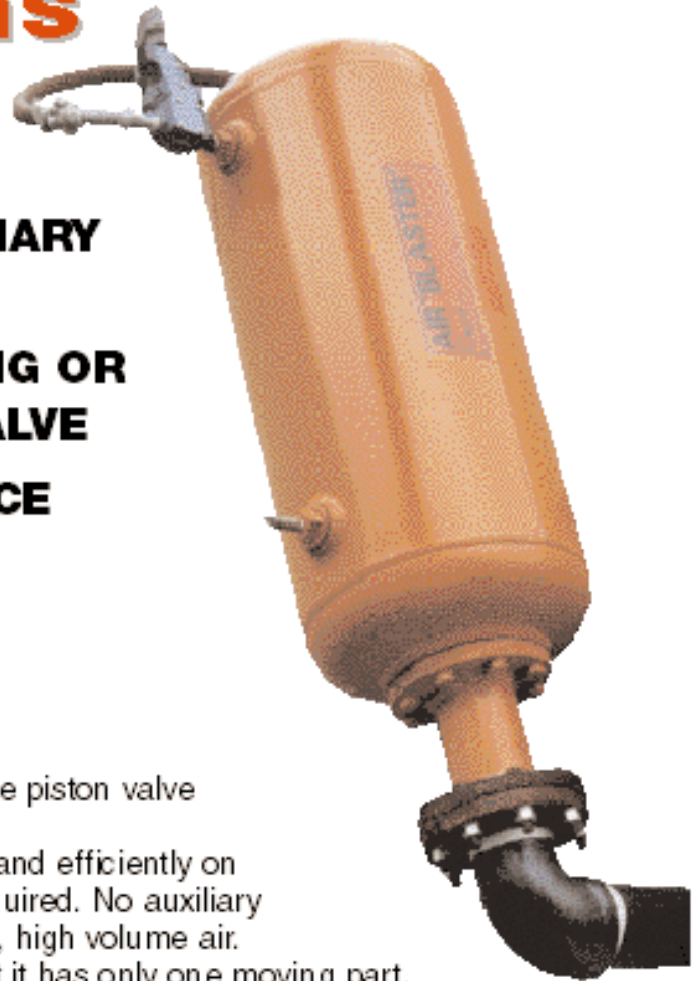


Air Cannons



Ask for
Catalog #9131

- **NEW
REVOLUTIONARY
DESIGN**
- **NO CLOGGING OR
STICKING VALVE**
- **MAINTENANCE
FREE**
- **SAFE**
- **NOISELESS**



VIBCO'S AIR CANNON uses a new double piston valve concept to solve material flow problems.

The **VIBCO AIR CANNON** will work safely and efficiently on normal plant air. 80 to 125 PSI is all that is required. No auxiliary compressors needed to provide high pressure, high volume air.

The **VIBCO AIR CANNON** is so simple that it has only one moving part.

The **VIBCO AIR CANNON** will work safely and efficiently in any position, on any bin - thick concrete or light gauge steel - on any material from wood chips, pellets, chemicals, clay, cattle feed, stringy materials and many others.

HOW IT WORKS


The **VIBCO AIR CANNON** or **AIR BLASTER** consists of a high pressure tank storing compressed air (80-125 PSI) and a quick release piston valve which instantaneously on command releases the compressed air into the bin or silo.

It is the new and simple double piston design that makes the big difference. There are no close tolerances or O-rings as in other competitive air blasters using a close tolerance piston with O-rings as a valve. The pistons in these swell and stick due to atmospheric change. After the blast the backlash may suck some of the bin material into the valve which also can cause the piston to stick. The O-rings due to lack of lubrication, can also stick or dry out, losing their sealing capability.


The **VIBCO DOUBLE PISTON** has a double piston that fits loosely in the cylinder - no tight tolerance fit. The air pressure behind the piston forces it against the valve seat where it attains a perfect seal. No O-rings are needed. It cannot jam, clog or stick, even if foreign material enters the valve.

When the three-way valve (manual or solenoid) is activated, the high pressure air in the filling line is released to atmosphere. The piston is both sucked away from its seat by the sudden pressure drop as well as pushed back by the high air pressure in the tank. This allows the high pressure air in the tank to "Blast" out through the discharge pipe into the material, breaking it loose. When the pressure in the tank has been released, the piston (due to force of gravity) falls down closing the outlet preventing a "backlash" and bin material from entering the valve and tank.


VIBCO'S AIR CANNONS ON THE JOB




TWO ABS-4-5 AIR CANNONS ON FEED BIN: Company used cannons to maintain a continuous feed of bark and wood chips to fire boiler. No bridging or packing over screw conveyors occurred.




ABS-4-5 AIR CANNON ON CEMENT SILO: Long pipe was used to eliminate aerated cement from backing up in discharge pipe.




AIR CANNON & AIR VIBRATOR COMBO: Air Cannon moves material to feed chute where VS-320 air turbine keeps material moving.



ABS-4-2 ON WHEAT GLUTEN BIN: Material would cake up making discharge impossible. Continuous aeration eliminated this problem.



HOGGED FUEL BIN HAS 4 ABS-4-5: Lumber company installed air cannons to move the hogged fuel to the internal agitators reducing boiler down time.



ABS-2 ON CEMENT HOPPER: Continuous blasting kept cement aerated and free flowing.